



Designing and Creating Photograph Frames



Name _____



Class _____




RESEARCH

Before we do anything it is really important to research different structures and how they are designed..

I have looked at

Draw a diagram below of the structures you have looked at and label them.



Two empty rounded rectangular boxes for drawing diagrams of structures. Each box has a horizontal line near the top for labeling.

EVALUATING

What do you think about your design overall?











How could your frame be made better?





How well does it meet the needs of the person you designed it for?





EVALUATING





You said you wanted your design to do these things:

1.	_____				

2.	_____				

3.	_____				


4.	_____				

5.	_____				

RESEARCH

Make a range of free standing frame structures using readily available materials such as paper, card, paper straws, lego, etc...

Explore the materials and different methods of joining these materials, e.g., tape, glue, clips, elastic bands, etc...



Photograph of my structure.

INVESTIGATING PHOTOGRAPH FRAMES

Draw and compare two of the frames you have been shown.

1. Show how they are able to stand up on their own
2. How easy is it to put the photo in?

Frame 1

Frame 2

PLANNING

Write down the order in which you will do things in when you make your frame.

1. _____
2. _____
3. _____
4. _____
5. _____
6. _____
7. _____
8. _____
9. _____
10. _____

PLANNING

What will you need to make your design?

List it here:

1. _____
2. _____
3. _____
4. _____
5. _____
6. _____

GENERATING IDEAS


Design criteria.

I am going to design and make a photograph frame for: _____

I want my frame to:

1. _____
2. _____
3. _____
4. _____
5. _____

Draw and label at least 2 ideas for your frame.



DEVELOPING IDEAS


You need to think about the photograph which you will put into your frame.

Who will the photograph be of?

Where will the photograph be taken?

Think about who you are going to give your frame to when you are making these decisions.

Show your ideas for your photograph below.



DEVELOPING IDEAS

Choose your best idea and then show by drawing and labelling:

1. How it will stand up on its own.
2. How you will get the photograph in and out.

