

SOW MFL

Module	Unit	NC PoS	KS2 Framework for MFL link			Contexts	ECM
Bienvenue!	1. Comment tu t'appelles.	See below	Oracy	Literacy	Intercultural understanding	Personal and social life	E&A MPC
			O3.2 O3.3 O3.4	L3.1 L3.2 L3.3	IU3.1 IU3.2 IU3.3		

Learning objectives	Key language	Starter	Main Activity	Independent	Plenary	Resources	Success Criteria
1. To learn some facts about France	La Tour Eiffel La France La Paris Les escargots Le Tricolore Un croissant Un pain au chocolat Les cuisses de grenouilles L'Arc de Triomphe Bonjour Au revoir Le français	Give chn 1 minute to write down as many facts as possible that they know about France. SU-HU-PU-PIO	Ask chn if anyone has visited France? Share information with the class. Introduce some facts about France along with some essential key vocabulary using flashcards and PPT presentation.	Chn to produce a French fact page in their exercise book. Use help sheet and label in French.	Il y a une pie	MWB Flashcards Exercise books Pictures for fact page (Eg frogs legs / snails / French flag etc)	All chn will know three facts about France. Most chn will be able to locate France on a map. Some chn will learn some new French words.
Evaluation							
2. To be able to greet someone in French	Bonjour Ça va? Ça va bien Ça va très bien Ça va mal Comme ci, comme ça. Merci Et toi? Au revoir	Where is French spoken? Show chn a list of countries. Chn to identify what they all have in common (French official language in 29 countries)	Introduce French vocabulary using games and repetition. Throw and catch Q + A Chn to greet each other 'French style' Pretend kisses on cheeks!	Cut and paste conversation into books in the correct order. Write the missing words in the gaps. Write three different conversations in books.	Bonjour Song	Bingo cards Ball Intro flash cards Conversation wk sheets. Bonjour song	All chn will be able to say hello and goodbye in TL. Most chn will be able to greet each other in TL. Some chn will be able to record the conversation on paper.
Evaluation:							
3. To be able to introduce yourself in French	Comment tu t'appelles? Je m'appelle... Et toi?	Bonjour song	Introduce new vocabulary using repetition / games / voices. Use Mr and Mrs cards, chn to find partner using new vocabulary.	Fill in the blanks on introductions sheet. Complete Bonjour! Ça va? Sheet Complete Bonjour! Ça va?	Remove vocabulary from board, recap vocabulary.	Bonjour song. Vocab flash cards. Mr and Mrs cards	All chn will introduce themselves in French. Most chn will be able to have a short conversation using

				Sheet plus 'invente une conversation'.	Play Mr and Mrs game. Each child is given a card with their name on it. They need to find their husband/wife by using new vocab		prompts. Some chn will be able to initiate conversation without using prompts.
Evaluation:							
3. To be able to introduce yourself in French	Comment tu t'appelles? Je m'appelle... Et toi? Il s'appelle... Elle s'appelle...	Mr and Mrs game.	Introduce il / elle s'appelle. Question children about the name of their partner from Mr and Mrs game.	Give each child a French name. Chn to quiz each other to ask what they are called, note down the names. Chn then write 4 sentences using il and 4 using elle.	Comment t'appelles tu song.	Bonjour song. Vocab flash cards. Mr and Mrs cards	Chn will begin to use 3 rd person singular.
Evaluation:							
4. To be able to count to 12 in French. To be able to read and write numbers to 12.	Un, deux, trois, quatre, cinq, six sept huit, neuf, dix, onze, douze.	Q+A – Recap intro and greeting vocab using ball. Mr and Mrs game	Hide new vocabulary around the room. Ask chn to find and record the new words. Return to carpet. Discuss pronunciation and spelling of new words. In pairs – matching activity. Match number to word	Numbers worksheet Les maths français.	Play bingo A douze song	Number cards Number worksheets.	All chn will be able to count to 12 in French. Most chn will be able to write the numbers accurately using prompts. Some chn will recognise the numbers out of sequence.
Evaluation:							
5. To be able to say how old you are. To be able to ask how old someone is.	Quelle âge as-tu? J'ai... Numbers 1-12	Bingo 1-12	Chn sit in a circle. Give each child a number card between 1 – 12. When their number is called they must stand up and swap places. Introduce vocabulary. Q + A with ball. Start using chns own ages then use the number of the card that they have.	Complete worksheet. TA to support LA. Introduce 'Il/Elle'	Ah nous comptons!!!	Number cards 1-12 Vocab cards Worksheet	All chn will say how old they are. Most chn could ask and respond to a question about age. Some chn could substitute words within the sentences to say different ages.
Evaluation:							
6. To be able to tell a story in	Le navet énorme		Introduce characters and vocab. Give chn actions eg: if they say a noun, place one hand on head. If it is	Chn to act out story.		Le navet enorme	All chn will have participated in telling a story in French.

French			masculine, point to the ground and say it with a low voice, feminine, point to ceiling, hand on head and say in high pitched voice. Verbs, do a running on the spot action before and after verbs with appropriate erb action inbetween.				Most chn will understand the story. Somr chn will be able to read the text.
Evaluation:							
7. Assessment			Write a short conversation about yourself in French.	http://www.youtube.com/watch?v=KIMRNkxgok4	Chez mimi – En famille		

AT Levels	Learning Outcomes
AT1/1	Recognise greetings and introductions and identify numbers from 1-12. Understand simple dialogue about familiar names and note down spellings.
AT2/1-2	Say your name, greet people, count from 1-12. Participate in dialogue asking about and giving age. Participate in simple dialogue about spellings of familiar names.
AT3/1-2	Understand written greetings and introductions.
AT4/1	Copy phrases giving greetings and introductions. Copy or write familiar words from memory.

NC PoS
<ol style="list-style-type: none"> 1. Listen attentively to spoken language and show understanding by joining in and responding. 2. Explore the patterns and sounds of language through songs and rhymes and link the spelling, sound and meaning of words. 3. Engage in conversations; ask and answer questions; express opinions and respond to those of others; seek clarification and help. 4. Speak in sentences, using familiar vocabulary, phrases and basic language structures. 5. Develop accurate pronunciation and intonation so that others understand when they are reading aloud or using familiar words and phrases. 6. Present ideas and information orally to a range of audiences. 7. Read carefully and show understanding of words, phrases and simple writing. 8. Appreciate stories, songs, poems and rhymes in the language. 9. Broaden their vocabulary and develop their ability to understand new words that are introduced into familiar written material, including through using a dictionary. 10. Write phrases from memory, and adapt these to create new sentences, to express ideas clearly. 11. Describe people, places, things and actions orally and in writing 12. Understand basic grammar appropriate to the language being studied, such as (where relevant): feminine, masculine and neuter forms and the conjugation of high-frequency verbs; key features and patterns of the language; how to apply these, for instance, to build sentences; and how these differ from or are similar to English.

La Tour Eiffel

La France

La Paris

Les escargots

Le Tricolore

Un croissant

Un pain au chocolat

Les cuisses de
grenouilles

L' Arc de Triomphe

Bonjour

Au revoir

Le français

Bonjour

Ça va?

Ça va bien

Ça va très

bien

Ça va mal
Comme ci,
comme ça.

Merci

Et toi?

Au revoir

Bonjour!



- Cut out the conversation.
- Put it into the correct order.
- Ask an adult to check it.
- Glue it *neatly* into your book.

Bonjour!

Oui, ça va bien merci.

Au revoir!

Et toi, ça va?

Bonjour!

Ça va?


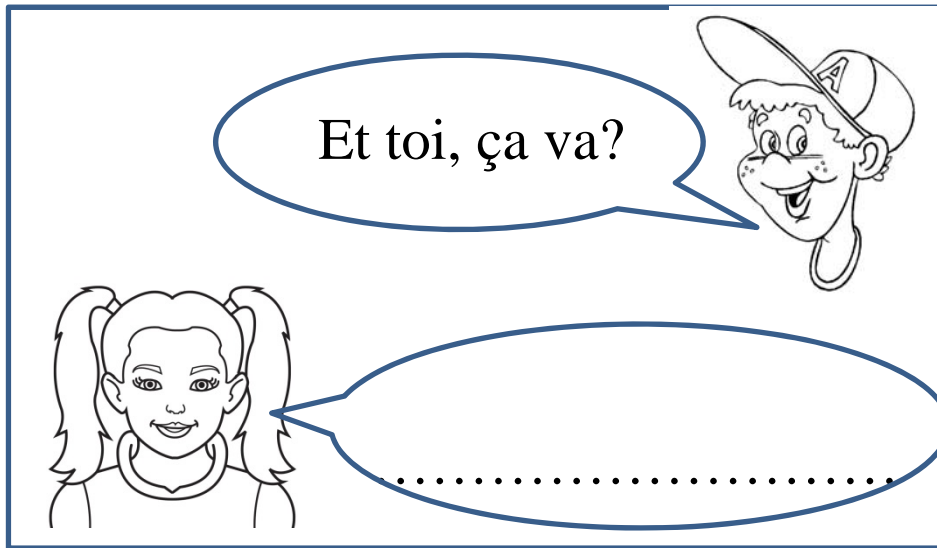

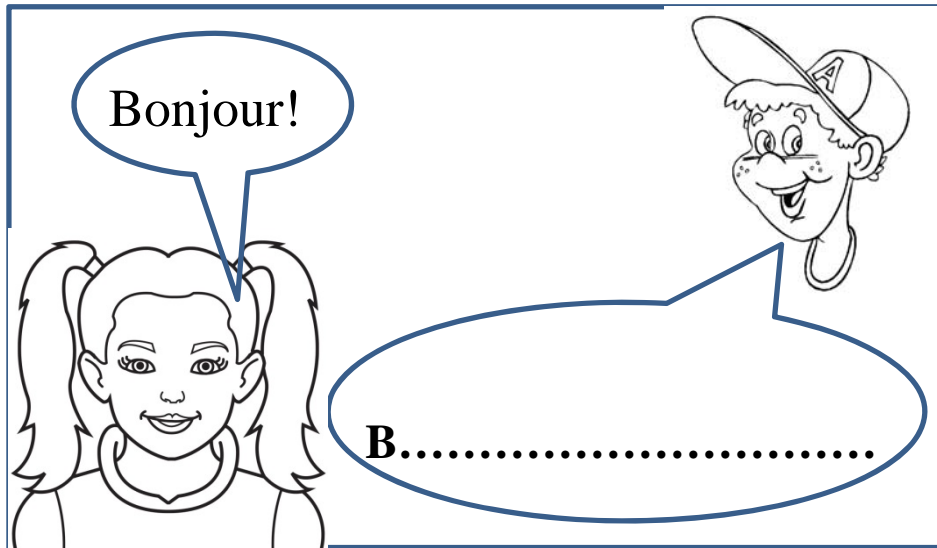
Oui, ça va bien merci.

Au revoir!

Challenge!

Can you write your own conversation in your book?

Bonjour!



Enzo

9. Louis

2. Lucas

10. Raphaël

3. Mathis

11. Clément

4. Nathan

12. Léo

5. Thomas

13. Mathéo

6. Hugo

14. Maxime

7. Théo

15. Alexandre

8. Tom

16. Antoine

1. Emma

9. Jade

2. Léa

10. Lola

3. Clara

11. Anais

4. Manon

12. Lucie

5. Chloé

13. Océane

6. Camille

14. Lilou

7. Ines

15. Marie

8. Sarah

**Comment tu
t'appelles?**

Je m'appelle...

**Et toi, comment
tu t'appelles?**

Monsieur Beckham	Monsieur Rooney	Monsieur Cole	Monsieur Gaga	Monsieur Bieber	Monsieur Cowell
Monsieur Osborne	Monsieur Perry	Monsieur Bolt	Monsieur Styles	Monsieur Henman	Monsieur J
Madame Beckham	Madame Rooney	Madame Cole	Madame Gaga	Madame Bieber	Madame Cowell
Madame Osborne	Madame Perry	Madame Bolt	Madame Styles	Madame Henman	Madame J
Monsieur O'Donoghue	Monsieur Will-I-Am	Monsieur Williams	Madame O'Donoghue	Madame Will-I-Am	Madame Williams

Comment tu t'appelles?



Comment tu t'appelles?

Je m'appelle Luc. Et toi, comment tu t'appelles?



Je m'appelle Marie.



Comment _____?

Je _____ Luc. Et toi, comment tu t'appelles?



Je _____ Marie.



_____?

Et toi, comment tu t'appelles?



_____.



Extra! Can you write a full conversation in your book?





Les Nombres



Find number one and write 1 under it. Then find number two write 2 under it. Repeat until all the numbers have the correct number under it.

cinq

trois

dix

onze

douze

un

six

neuf

quatre

huit

deux

sept

Now write the numbers in the correct order.

1. _____

7. _____

2. _____

8. _____

3. _____

9. _____

4. _____

10. _____

5. _____

11. _____

6. _____

12. _____

Quelle âge
as-tu?

J'ai ans

Il a ans

Elle a ans

1

2

3

4

5

6

7

8

9

10

11

12

Quelle âge as-tu?

Quelle âge as-tu?



J'ai..... ans = I am..... years old
Il a ans = He is years old.
Elle a ans = She is years old.

J'ai neuf ans

Answer the following question in French.

Quelle âge as-tu?

How would these people answer the question?



12

Quelle âge as-tu?.....

10



Quelle âge as-tu?.....



2

Quelle âge as-tu?.....

7



Quelle âge as-tu?.....

Now answer these questions using 'il' or 'elle'



J'ai huit ans

Quelle âge a-t'il?.....

J'ai cinq ans



Quelle âge a-t'elle?.....

Un ballon



Une orange



Un xylophone



Un café



Une plante




Un yaourt



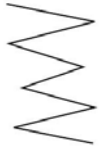
Un docteur



Un sandwich



Un zig
zag




Une fleur



Un tomate



Un kangourou



Un uniforme



Une lampe

