

Diminutive Memory Game

By Kendel Brady

These following games are designed by differentiation allowing all students to take part in a small group lesson on diminutives. Play this memory/matching game with one ability group at a time.

I've printed the cards and then pasted the three different ability levels to three different colours of card for easy organization.

Lower ability level	Middle ability level	Higher ability level
Both the full-sized object and diminutive are labeled.	The full-sized object is labeled.	No cards are labeled.

To play:

First match the partner cards and discuss the names of the full sized subject with the diminutive partner subject. It is important that students understand why diminutives are used and how diminutives are formed. Use the following questions to guide the discussion and learning.

Why are diminutives used?

What similarities are there between the diminutives? (piglet, statuette, booklet)

How is the diminutive of each subject formed? Has a prefix or suffix been added or is the name changed completely?


What other diminutives do you know?

Turn all cards upside down, mix up, and organize in columns and rows.

Students take turns trying to find the partner cards. One student at a time is to turn over two cards and say the name of the subjects pictured. If the cards do not match, turn the cards upside down again.

Once a student has made a match, they must say (or read) the words for both the large object and its diminutive partner in order to collect the cards

When all cards are matched, the student with the most matches wins.



Pig



Dog






Cat




Duck





Book



Statue







Cow





Sheep














Pig



Piglet



Dog



Puppy



Cat




Kitten




Duck



Duckling



Book



Booklet



Statue



Statuette



Cow



Calf



Sheep



Lamb