







# Sort the Data



Sort the data about animals into a tally chart.

Animal	Tally	Total
Shark 		
Octopus 		
Whale 		
Prawn 		
Fish 		

Write three sentences about what you have found out.

1. \_\_\_\_\_

2. \_\_\_\_\_

3. \_\_\_\_\_

Now use your data to draw a bar chart on the sheet provided.