

Name: _____ Class: _____ Date _____

Numeracy - Year 3 Assessment and Review. Autumn Term [1a]

This work is to test you on your numeracy work done in the last half term. Read the questions carefully, and don't forget to check them when you have finished.

1. **Write these numbers in figures.** E.g. 102 = one hundred and two

45

376

400

999

2. **How much is the underlined digit worth?** E.g. 456 = 50

326 =

429 =

623 =

3. **Partition these numbers into hundreds, tens and units.** E.g. 234 = 200 + 30 + 4

654 = _____ + _____ + _____

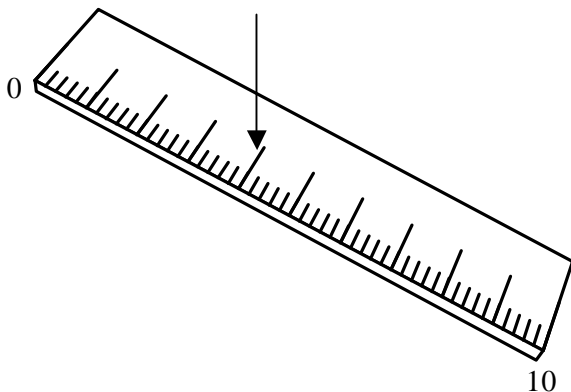
207 = _____ + _____ + _____

4. **Underline the most likely answer to these statements:**

A cup holds a] 1 litre b] 10 litres c] 250 ml

The number of pages in my dictionary are: a] 10 b] 3,000 c] 300

5. **How much is measured by the arrow on this ruler?**



Answer: _____ cm

Name: _____ Class: _____ Date _____

6. Put in the missing signs [+ - =]:

$16 \square 4 \square 20$

$20 \square 16 \square 4$

7. Complete these sums:

$94 \text{ add } 10 = \square$

$\text{Add } 50 \text{ to } 15 \square$

$30 \text{ plus } 20 \square$

$\text{what is the sum of } 9 \text{ and } 11? \square$

$\text{How many are } 22 \text{ and } 33 \text{ altogether? } \square$

8. Add these numbers in your head:

$15 + 3 + 2 + 1 = \square$

$7 + 9 + 1 + 3 = \square$

9. Work out this sum. You must write some jottings to show how you worked it out.

$35 + 16 = \underline{\hspace{2cm}}$

This is how I worked it out:

Name: _____

_____ Date

10.



p

11. I have 3 coins which make 17p. Draw them in the box below.

--

12. Answer these problems:

It costs 75 pence for a child to swim.
How much does it cost for two children
to swim?

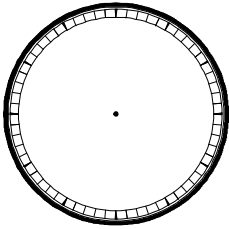
Work out your answer here.

I have £1. If I spend 78 p, how much
change will I have?

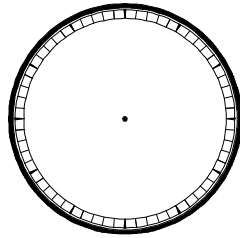
Work out your answer here.

Name: _____ Class: _____ Date _____

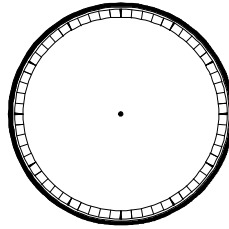
13. Draw the hands on the clocks to show the time s. You may put the numbers on first if you wish.



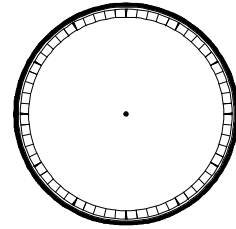
five past three



five to nine



half past seven



twenty five past two


14. Use your ruler to draw the following length lines:

12 cm:

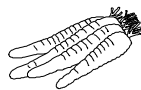
10.5 cm:

5 and a half centimetres:

15. Write kilometres, litres, grams, metres, or kilograms under each picture to show which unit you would use to measure them.



sweets



carrots



boy [height]



boy [weight]



milk

Name: _____ Class: _____ Date _____

16. **What am I? Read the clues, then write the name of the shape.**

I have four sides, all the same length. All my angles are the same too.
What am I?

I am a _____.

I don't have any straight lines or angles. I cannot make tiling patterns without gaps. What am I?

I am a _____.

I have three sides, and three corners. Sometimes my corners can be the same size. Sometimes they are all different. What am I?

I am a _____.

I have two names. I can make good tiling patterns. I am symmetrical in 2 ways. All my corners [or angles] are the same size, and I have 2 pairs of matching sides. What am I?

I am a _____.

17. **look around your classroom. Draw some things in the room that have right angles. Draw an arrow to show where the right angles are on your pictures..**

End of assessment.